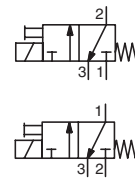




SOLENOID PILOT VALVES

with 290/390 valves, 32, 50 & 63 mm operators
direct operated
1/8

NC



3/2
Series
189/banjo
356

FEATURES

- Compact design and low weight enabling easy installation on all series 290 & 390 valves with 32, 50 & 63 mm operators
- Manual operator allows an easy installation
- AC/DC interchangeability of the solenoid without disassembly of the valve
- Simple installation (supply port, solenoid valve body, coil and connector rotatable through 360°), built-in exhaust regulator (pilot valve series 189/banjo coupling)
- Compliance with UL and CSA standards (pilot valve series 356 coupling)
- The solenoid valves satisfy all relevant EU Directives

GENERAL

Differential pressure See «SPECIFICATIONS» [1 bar = 100 kPa]
Maximum viscosity 40 cSt (mm²/s)
Response time See page V402-7

pilot (series)	fluids (*)	temperature range (TS)	seal materials (*)
189 banjo	filtered air	-10°C to +60°C	NBR (nitrile)
356	filtered air and water		FPM (fluoroelastomer)

MATERIALS IN CONTACT WITH FLUID

(*) Ensure that the compatibility of the fluids in contact with the materials is verified

	Banjo pilot 189	Pilot 356
Body	PA, glass fibre reinforced	Brass or stainless steel AISI 316
Core tube	Brass	Stainless steel
Core and plugnut	Stainless steel	Stainless steel
Springs	Stainless steel	Stainless steel
Seats	PA + Stainless steel	Brass or stainless steel
Seals	NBR	FPM
Shading coil	Copper	Copper

ELECTRICAL CHARACTERISTICS

Coil insulation class F
Connector Spade plug (cable Ø 6-8 mm)
Connector specification DIN 43650, 11 mm, industry standard B
Electrical safety IEC 335
Electrical enclosure protection Moulded IP65 (EN 60529)
Standard voltages DC (=) : 24V - 48V
(Other voltages and 60 Hz on request) AC (~) : 24V - 48V - 115V - 230V / 50 Hz

prefix option	power ratings				operator ambient temperature range (TS) (C°)	replacement coil		type ⁽¹⁾
	inrush ~		holding ~			~	=	
	(VA)	(VA)	(W)	(W)		230 V/50 Hz	24 V DC	
-	6	3,5	2,5	2,5 / 3	-10 to +60	400127-097	400904-542	01
SC	12	6	4	5 / 6,9	-10 to +60	400127-197	400127-142	02

⁽¹⁾ Refer to the dimensional drawings on the following page.

SPECIFICATIONS



pipe size	orifice size		flow coefficient Kv				operating pressure differential (bar)				power coil (W)		catalogue number with maintained manual operator ~/=	
	max. (PS)		min. ⁽⁴⁾		air (*)		water (*)		~ =					
	2↔1	1-2→3	2↔1	1-2→3	~	=	~	=	~	=				
G	(mm)	(mm)	(m ³ /h)	(l/min)	(m ³ /h)	(l/min)								
NC - Normally closed, series 189 banjo pilot														
1/8 ⁽²⁾	1,2	1,2	0,03	0,5	0,04	0,7	0	10	10	-	-	2,5	3	18900032
NC - Normally closed, series 189 banjo pilot with built-in exhaust regulator														
1/8 ⁽²⁾⁽⁵⁾	1,2	1,2	0,03	0,5	0,04	0,7	0	10	10	-	-	2,5	3	18900047
NC - Normally closed, series 356 pilot, brass body														
1/8 ⁽²⁾	1,6	1,2	0,08	1,33	0,05	0,8	0	10	10	10	10	4	6,9	SCG356B053VMS ⁽³⁾
NC - Normally closed, series 356 pilot, stainless steel body														
1/8 ⁽²⁾	1,6	1,2	0,08	1,33	0,05	0,8	0	10	10	10	10	4	6,9	SCG356B058VMS ⁽³⁾

- ⁽²⁾ Pipe size:
- Port 1: O.D. 4 mm instant fitting (189 banjo) / 1/8 (series 356)
- Port 2: 1/8
- Port 3 (exhaust): M5

⁽³⁾ Solenoid valve with 1/8 adapter.

⁽⁴⁾ Refer to leaflets on series 290/390 valves which show the minimum pilot pressure for each version of the product.

⁽⁵⁾ Exhaust regulator integrated at port 3, M5.



D

OPTIONS

- Explosionproof enclosures for use in zones 1/21-2/22, categories 2-3 to ATEX Directive 2014/34/EU (see "Explosionproof solenoids" section)
- Plug with visual indication and peak voltage suppression or with cable length of 2 m (see Solenoids, Coils & Accessories section)
- M5 exhaust regulator to fit port 3, catalogue number: **34600380**

INSTALLATION

- The solenoid valves can be mounted in any position without affecting operation
- Pipe connection identifier is G = G (ISO 228/1)
- Installation/maintenance instructions are included with each valve

ORDERING EXAMPLES:

18900032	230V / 50 Hz
SC G356B053 VMS	24V / DC
SC G356B053 VMS	230V / 50 Hz
catalogue number _____	_____ voltage

DIMENSIONS (mm), WEIGHT



TYPE 01

Pilot 189/banjo
Epoxy moulded
IEC 335 / DIN 43650
IP65

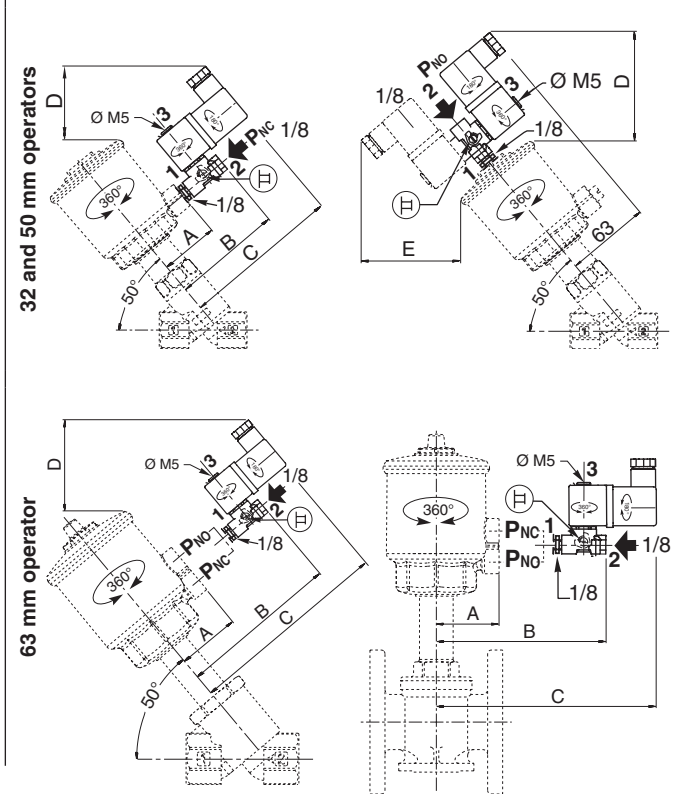
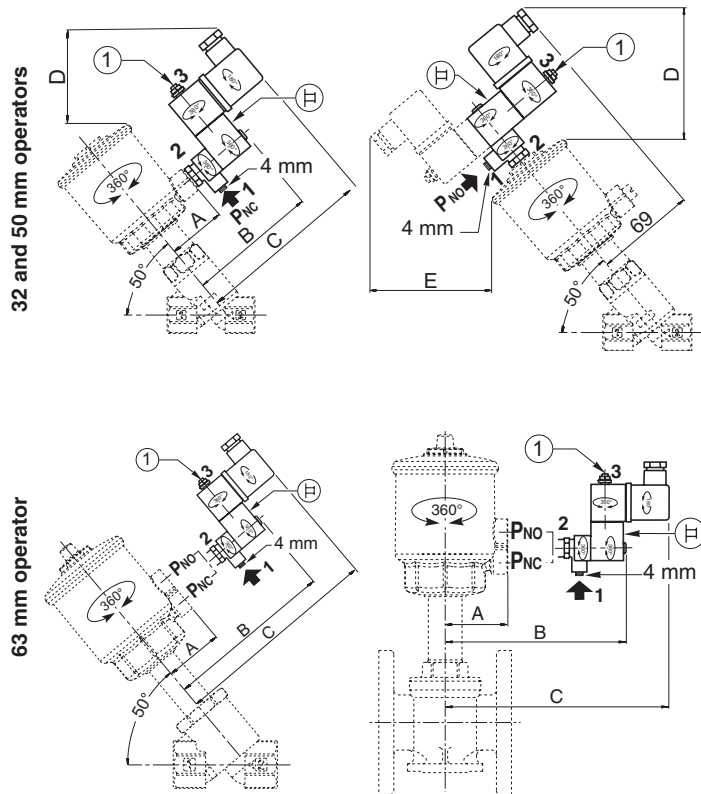
18900032 - 18900047



TYPE 02

Prefix "SC" Solenoid
Pilot 356
Epoxy moulded
IEC 335 / DIN 43650 / IP65

SCG356B053VMS - SCG356B058VMS



type	prefix option	pilot	operator diameter	A	B	C	D		E	pilot inlet port		weight ⁽¹⁾
							NC	NO		NC	NO	
01	-	189/banjo series	32 mm	27	78,5	113,5	79	102	85	P _{NC}	P _{NO}	0,175
			50 mm	43	93	149	67	83	74			
			63 mm	50,5	100	156	53	62	-			
02	SC	356 series	32 mm	27	68	102	65	90	85	P _{NC}	P _{NO}	0,165
			50 mm	43	84	118	56	80	74			
			63 mm	50,5	91,5	125,5	41	59	-			

① Exhaust regulator location

⁽¹⁾ including adapter connection (series 356), coil and connector.