

FEATURES

- Reliability: steel spool & sleeve technology with long service life
- Robust valve design, particularly recommended for use in high-temperature or dirty environments

GENERAL

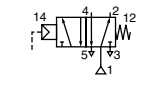
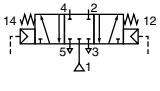
Fluids Air or neutral gas, filtered, lubricated or not
Operating pressure Vacuum to 10 bar
Pilot pressure 1 to 10 bar
Ambient temperature -20°C to +80°C
Flow (Qv at 6 bar) See "SPECIFICATIONS"

CONSTRUCTION

Body Aluminium, anodised, painted grey
Internal parts Stainless steel, POM (polyacetal), aluminium
Static seals NBR (nitrile)



SPECIFICATIONS

function symbol	operators		port size	flow		catalogue number
	pilot (14)	return (12)		at 6 bar l/min	Kv m³/h	
	air	spring	G 1/8	1000	0,87	L11PA4520G00000
			G 1/4			L12PA4520G00000
	air	air	G 1/8			L11PP4520G00000
			G 1/4			L12PP4520G00000
	pressure held W1		G 1/8			L11PP6520G00000
			G 1/4			L12PP6520G00000
	pressure applied W2		G 1/8			L11PP7520G00000
			G 1/4			L12PP7520G00000
	pressure released W3		G 1/8	L11PP5520G00000		
			G 1/4	L12PP5520G00000		

SUBBASES AND ACCESSORIES (see page P555-2)


OPTIONS (upon request)

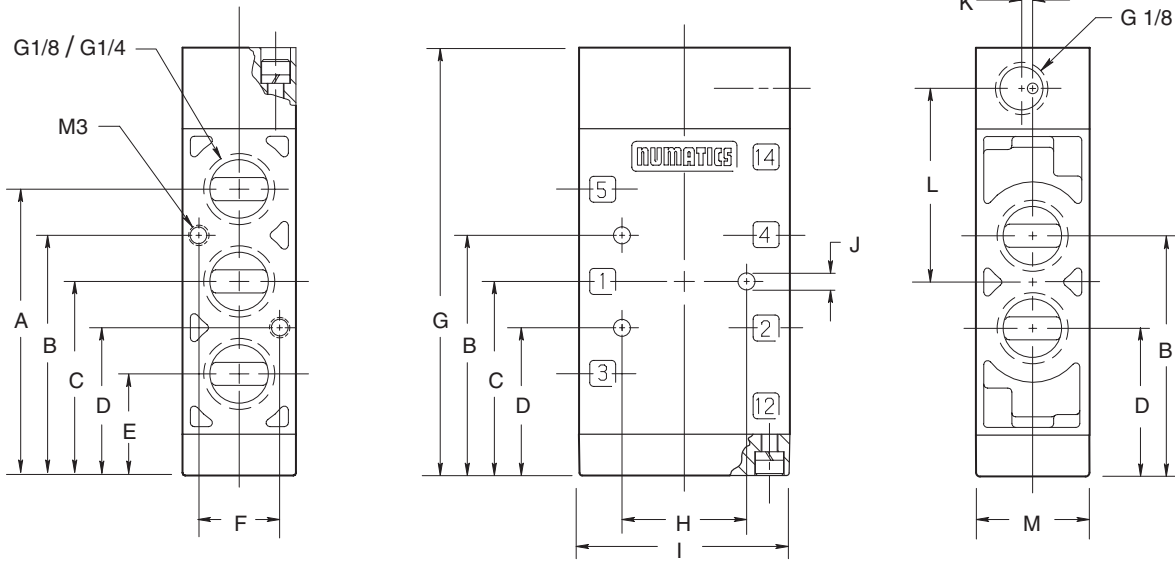
- Version for higher pressures up to 15 bar
- Version for higher temperatures up to 150 °C
- Stainless steel body
- Equipment for use in potentially explosive gas or dust atmospheres (ATEX directive 2014/34/EU)

SPARE PARTS KITS

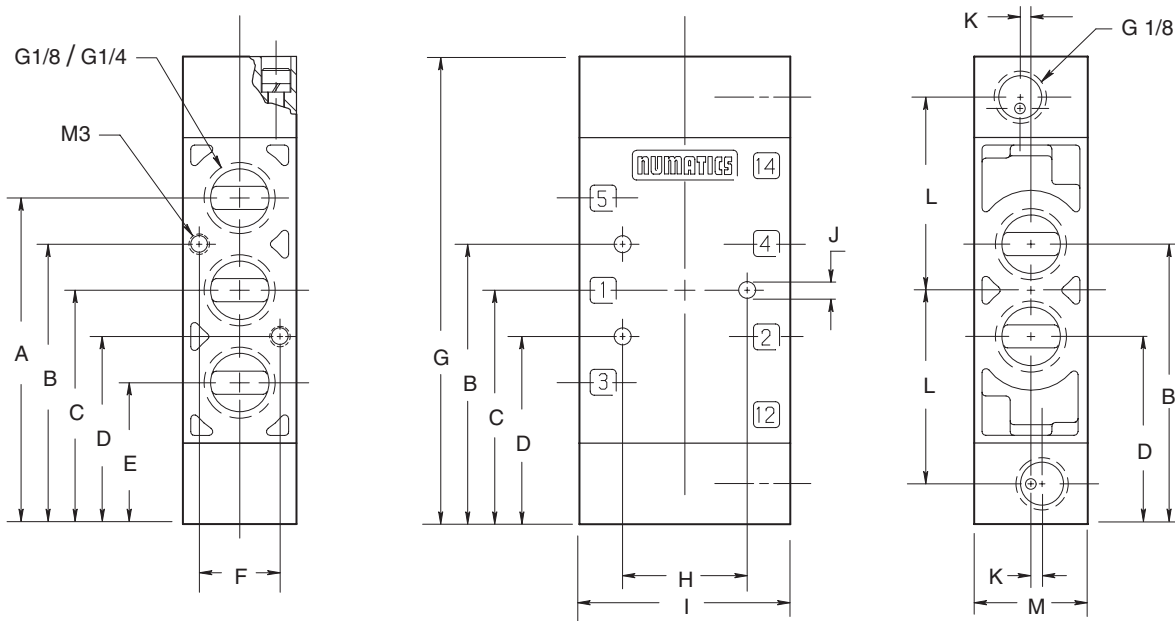
catalogue number	spare parts kit no.
L11PA4.., L12PA4..	L1-K1
L11PB4.., L12PB4..	L1-K2
L11PB5/6/7.., L12PB5/6/7..	L1-K3

00634GB-2016/R01
Availability, design and specifications are subject to change without notice. All rights reserved.

DIMENSIONS (mm), WEIGHT (kg) 



L11 / L12 PA 4..



L11 / L12 PP 4/5/6/7..

catalogue number	A	B	C	D	E	F	G	H	I	J	K	L	M	weight approx.
L11PA4.. L12PA4..	56,1	47,0	38,1	29,0	19,8	15,7	83,8	24,4	41,1	3,3	2,2	37,9	22,4	0,190
L11PP4/5/6/7.. L12PP4/5/6/7..	64,0	54,9	45,7	36,8	27,7	15,7	91,6	24,4	41,1	3,3	2,2	37,9	22,4	0,210

FEATURES

- Reliability: steel spool & sleeve technology with long service life
- Robust valve design, particularly recommended for use in high-temperature or dirty environments

GENERAL

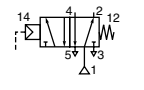
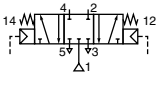
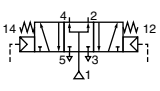
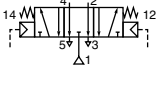
Fluids	Air or neutral gas, filtered, lubricated or not
Operating pressure	Vacuum to 10 bar
Pilot pressure	1 to 10 bar
Ambient temperature	-20°C to +80°C
Flow (Qv at 6 bar)	See "SPECIFICATIONS"

CONSTRUCTION

Body	Aluminium, anodised, painted grey
Internal parts	Stainless steel, POM (polyacetal), aluminium
Static seals	NBR (nitrile)



SPECIFICATIONS

function symbol	operators		port size	flow		catalogue number		
	pilot (14)	return (12)		at 6 bar l/min	Kv m³/h			
	air	spring	G 1/4	1700	1,48	L22PA4520G00000		
			G 3/8			L23PA4520G00000		
	air	air	G 1/4			L22PP4520G00000		
			G 3/8			L23PP4520G00000		
	pressure held W1		G 1/4			L22PP6520G00000		
			G 3/8			L23PP6520G00000		
		pressure applied W2				G 1/4	L22PP7520G00000	
						G 3/8	L23PP7520G00000	
					pressure released W3		G 1/4	L22PP5520G00000
							G 3/8	L23PP5520G00000

SUBBASES AND ACCESSORIES (see page P555-4 ff.)


OPTIONS (upon request)

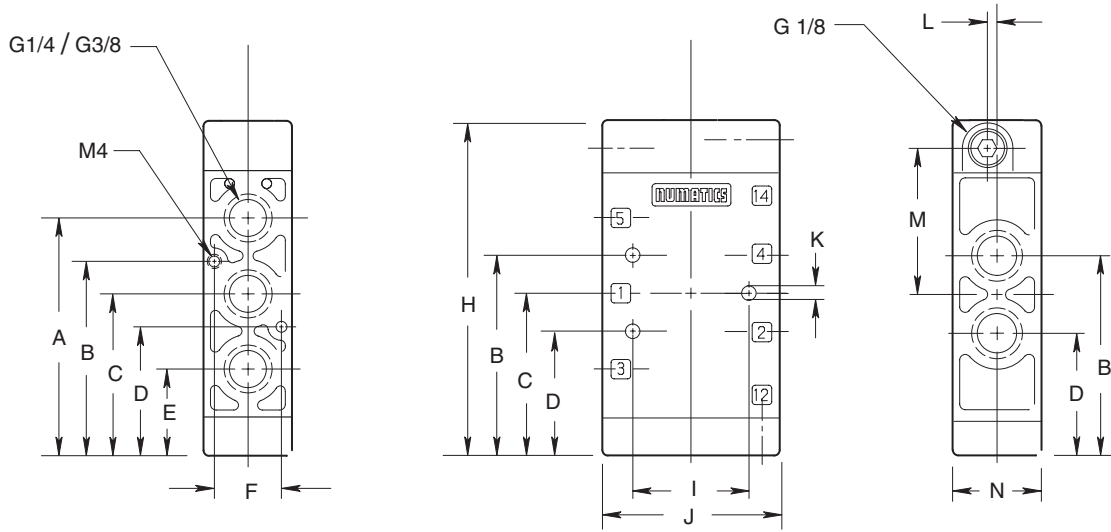
- Version with additional manual operator
- Version for higher pressures up to 15 bar.
- Version for higher temperatures up to 150 °C.
- Stainless steel body.
- Equipment for use in potentially explosive gas or dust atmospheres (ATEX directive 2014/34/EU)

SPARE PARTS KITS

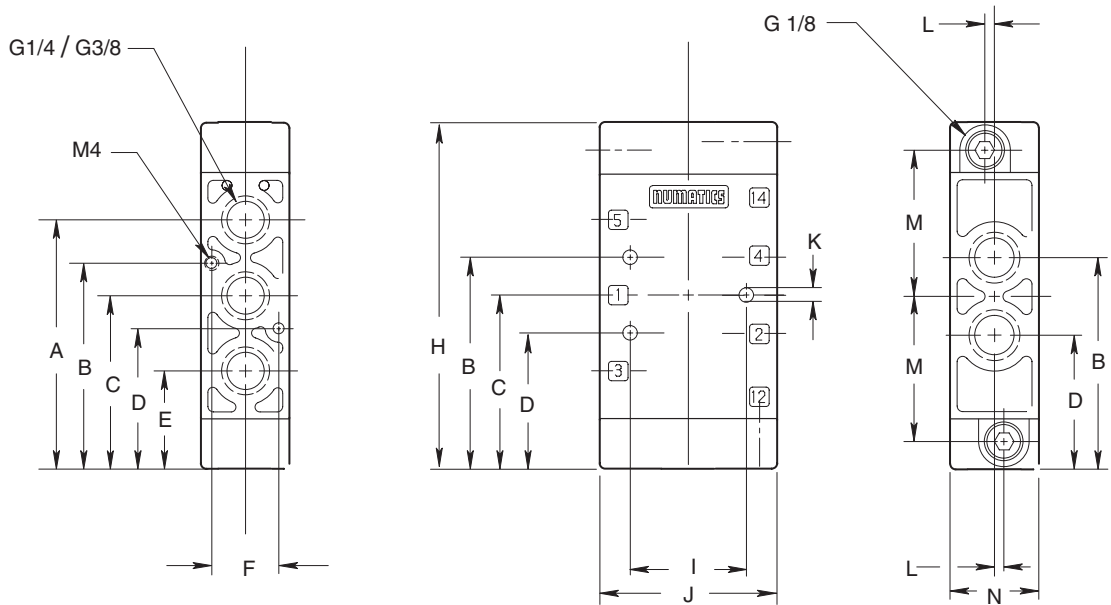
catalogue number	spare parts kit no.
L22PA4..., L23PA4..	L2-K1
L22PB4..., L22PB4..	L2-K2
L22PB5/6/7..., L23PB5/6/7..	L2-K3

00634GB-2016/R01
Availability, design and specifications are subject to change without notice. All rights reserved.

DIMENSIONS (mm), WEIGHT (kg) 



L22 / L22 PA 4..



L22 / L23 PP 4/5/6/7..

catalogue number	A	B	C	D	E	F	G	H	I	J	K	L	M	N	weight approx.
L22PA4.. L23PA4..	69,1	57,9	47,0	35,8	24,6	19,1	115,8	97,8	32,3	50,8	4,3	2,1	42,9	25,4	0,290
L22PP4/5/6/7.. L23PP4/5/6/7..	91,2	79,9	68,8	57,8	46,6	19,1	137,9	101,5	32,3	50,8	4,3	2,1	42,9	25,4	0,310